

## KEY QUESTION



### How much ODA does Sweden provide?

#### Sweden is the 7th-largest donor country; costs of hosting refugees put significant pressure on ODA

Sweden was the seventh-largest donor country in 2016. It spent US\$4.9 billion on net ODA (in 2016 prices; US\$5.9 billion in 2014 prices).<sup>1</sup> This corresponds to 0.94% of Sweden’s gross national income (GNI), making it the third-largest donor-country in proportion to the size of its economy. Sweden is committed to spend at least 1% of its GNI on ODA, and has exceeded the UN 0.7% target since 1975.

Net ODA dropped by 31% between 2015 and 2016: this is largely driven by a sharp decrease of in-country refugee costs reported to the OECD, but also by advanced payments to UN organizations and contributions to the Green Climate Fund disbursed in 2015.

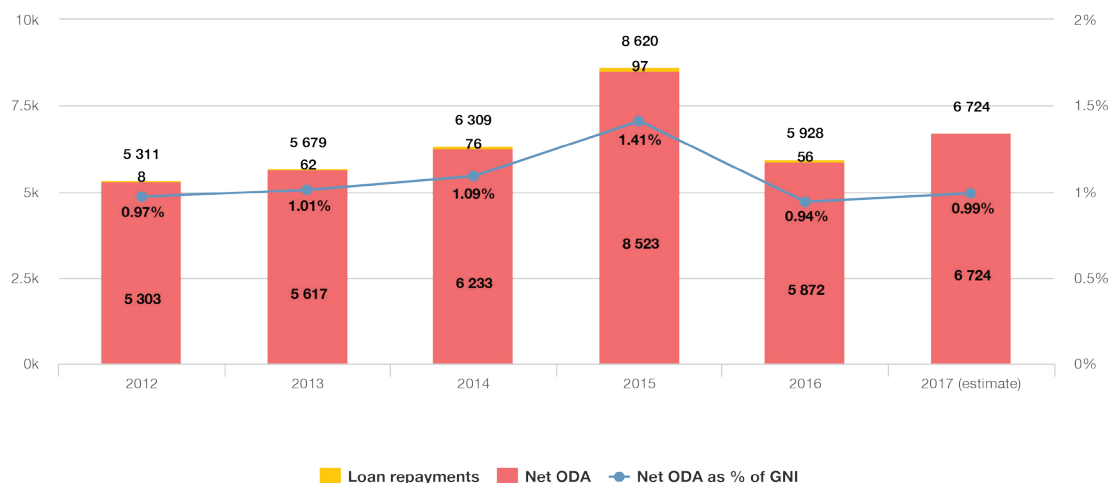
In-country refugee costs went down from US\$2.9 billion in 2015 to US\$990 million in 2016. In 2015, Sweden took in a particularly high number of asylum seekers in proportion to its population size, compared to other European countries. It uses its ODA budget area (‘Budget Area 7’; see question four: ‘How is the Swedish ODA budget structured?’) to cover costs of hosting refugees within the country. In 2016, funding previously allocated to other development sectors was thus cut to support those costs.

As they were lower than expected, the government reallocated the funds, amounting to SEK6.4 billion (around US\$722 million) to development programs. Most of the funds were reallocated to the programs from which it had been taken, for instance to fulfill Sweden’s commitment to the Global Fund to Fight AIDS, Tuberculosis and Malaria (Global Fund) or to the Global Environment Facility. Additional funds went to humanitarian assistance. The-matically, the government instructed its development agency Sida to direct the funds towards gender equality, sexual and reproductive health and rights, water, sanitation, and climate change.

Overall, due to the reshuffling of the funds that were initially put aside to cover in-country refugee costs, funding for development programs abroad increased by SEK2 billion (US\$225 million) over the 2016 budget period. For 2017, in-country refugee costs remain high: they make up 15% of the ODA budget (SEK6.8 billion, or US\$990 million). As for 2016, budgeted funds were initially higher (SEK8.1 billion, or US\$1.2 billion), and the government reallocated US\$190 million to development programs in its Spring Budget Bill 2017 (April 2017). As refugee costs are expected to steadily decrease, funding for development programs abroad is likely to increase again from 2018 onwards.

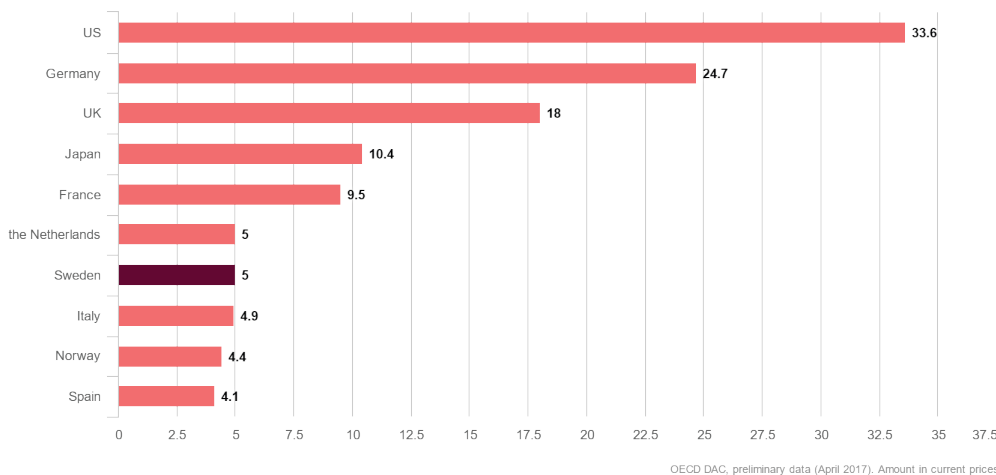
SWEDEN'S GROSS/NET ODA DISBURSEMENTS

US\$ millions; in 2014 prices



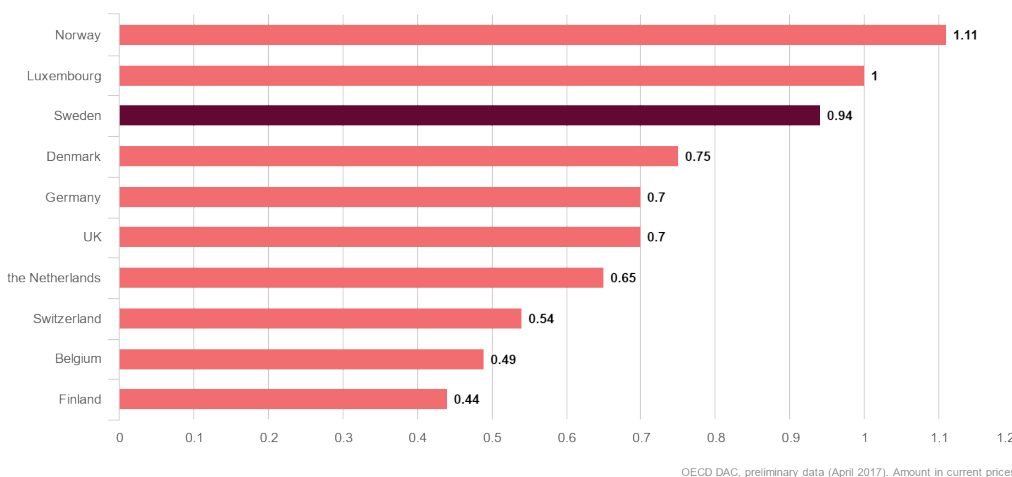
TOP 10 DAC DONOR COUNTRIES, 2016

Net ODA disbursements; US\$ billions; 2016 prices



TOP 10 DAC DONOR COUNTRIES, 2016

Net ODA disbursements; US\$ billions; 2016 prices



<sup>1</sup> '2016 prices' refers to the actual ODA amount disbursed in 2016. This figure is commonly used when comparing ODA across donors in 2016. To compare ODA levels in 2016 with ODA levels provided in previous years, figures need to be measured in constant prices. This means that the ODA amounts for each year are adjusted to take into account the effect of inflation and of exchange rate fluctuations. In this profile, we generally state ODA figures in '2014 prices', meaning that we use 2014 as a base year, to ensure data is comparable over time.