

# KEY QUESTION



## How much ODA does the UK provide?

**The UK is the 3rd-largest donor country; 0.7% target enshrined into law since 2015**

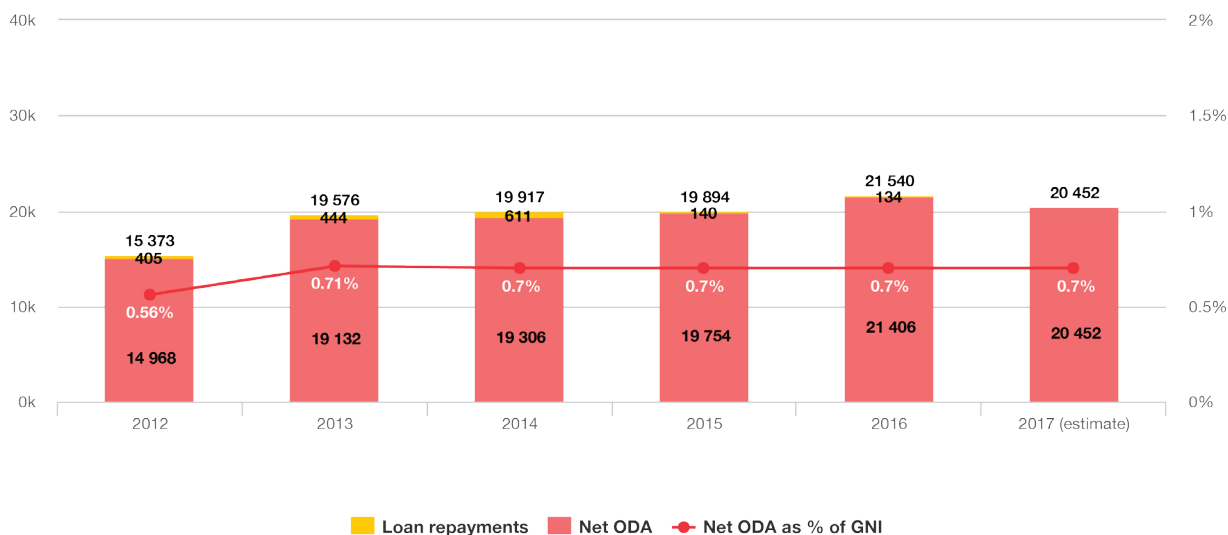
The United Kingdom (UK) is the second-largest donor country, after the United States and Germany. According to Organisation for Economic Co-operation and Development (OECD) data, net ODA stood at US\$18.0 billion in 2016 (in current prices; US\$21.4 billion in 2014 prices).<sup>1</sup> In 2013, the UK became the first G7 country to achieve the United Nations target of spending 0.7% of its gross national income (GNI) on ODA, and it has maintained this level since then. In 2015, the UK Parliament passed a bill enshrining this target into law. The Prime Minister, Theresa May, and the Department for International Develop-

ment's (DFID) Secretary of State, Priti Patel, have reaffirmed the UK's 0.7% commitment on several occasions. Patel has also highlighted that she plans to ensure that DFID's ODA 'drives taxpayer value'.

DFID is the main provider of the UK's development assistance; according to UK government data, DFID managed 80% of the country's ODA in 2015. However, the government plans to allocate increased shares of ODA through other ministerial departments and through cross-government funds (for more details, see question four: 'How is the UK ODA budget structured?'). According to DFID estimates, the proportion of ODA to be spent by other departments is set to rise to 26% by fiscal year (FY) 2019/20.

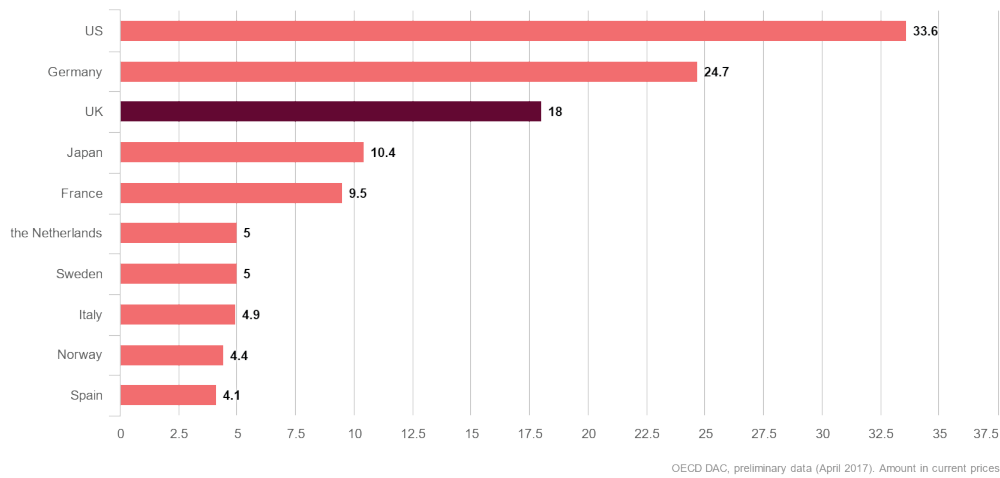
### THE UK'S GROSS/NET ODA DISBURSEMENTS

US\$ millions; in 2014 prices



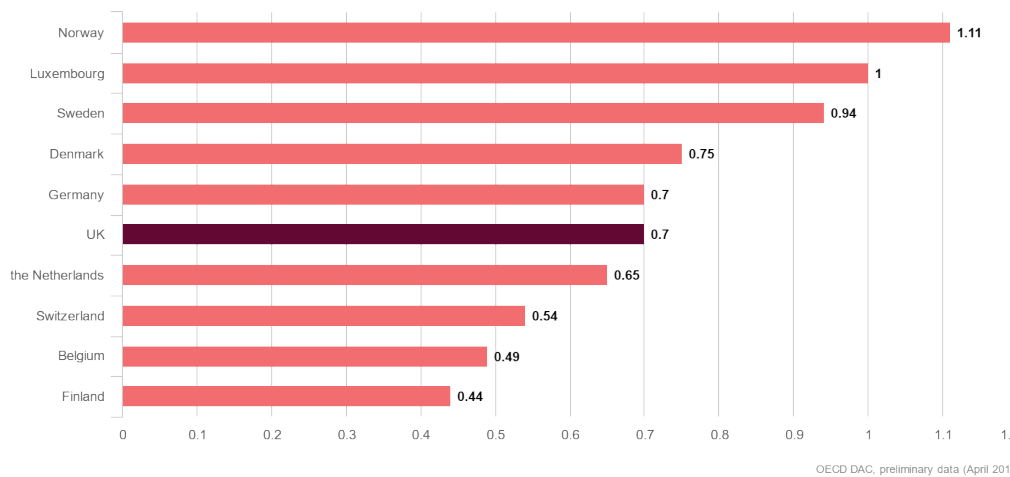
TOP 10 DAC DONOR COUNTRIES, 2016

Net ODA disbursements; US\$ billions; 2016 prices



TOP 10 DAC DONOR COUNTRIES, 2016

Net ODA as % of GNI



<sup>1</sup> '2016 prices' refers to the actual ODA amount disbursed in 2016. This figure is commonly used when comparing ODA across donors in 2016. To compare ODA levels in 2016 with ODA levels provided in previous years, figures need to be measured in constant prices. This means that the ODA amounts for each year are adjusted to take into account the effect of inflation and of exchange rate fluctuations. In this profile, we generally state ODA figures in '2014 prices', meaning that we use 2014 as a base year, to ensure data is comparable over time.