

KEY QUESTIONS

the big six



How much ODA does France provide?

France is the 5th-largest donor; ODA expected to increase to 0.55% by 2022

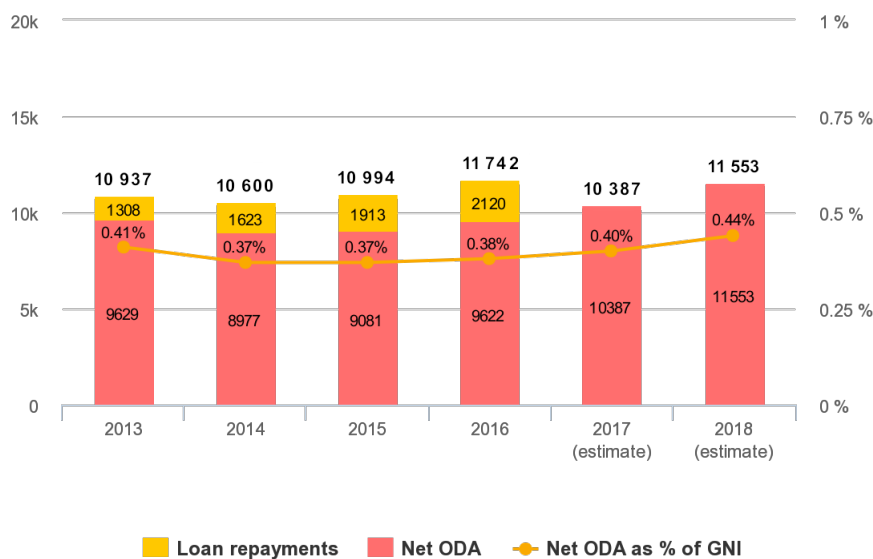
France was the fifth-largest donor country in 2016. It spent US\$9.6 billion (in 2016 prices), or 0.38% of its GNI, on net ODA. Net ODA rose by 6% between 2015 and 2016, driven by increases both in multilateral and in bilateral ODA. In 2017, according to the government, ODA stood at €9.4 billion (US\$10.4 billion), or 0.40% of France’s GNI. For 2018, it is expected to rise to 0.44% of France’s GNI, reaching €10.4 billion (US\$11.6 billion). This 10% increase from 2017 level is partially driven by increases in loan transactions to the IMF, IDA, and GCF (+€321 million); in costs of hosting refugees (+€184 million); and in one of the main ODA-related budget lines, Program 209 (+141 million). In total however, allocations to the two main ODA-relevant budget lines (Program 209, managed by the Ministry of Foreign Affairs (MFA), and Program 110, managed by the Ministry of Economy and Finances), only increased slightly, by 4%, between 2017 and 2018 (from €2.9 billion to €3.0 billion).

In recent years, cuts in public spending have put strong pressure on France’s ODA budget, due to the country’s efforts to reduce its public deficit. Despite this pressure on public spending, French President Emmanuel Macron, elected in May 2017, has committed to increasing ODA funding to reach 0.55% of GNI by the end of his term, in 2022. His government detailed the trajectory of these increases in February 2018: funding is set at 0.44% of the country’s GNI until 2019, increasing to 0.47% in 2020 and 0.53% in 2021 before reaching 0.55% in 2022.

This additional funding will come from different sources: according to an October 2017 parliamentary hearing, budgetary allocations to Program 209 could increase by €1.3 billion by 2022 (US\$1.4 billion). In addition, half of the proceeds from the French financial transaction tax (FTT) – a tax introduced in 2012 to generate more resources for solidarity purposes including climate programs – are allocated to development. These funds have been significantly increasing since 2014 and are estimated at around €800 million (US\$885 million) from 2017 to 2020.

FRANCE'S GROSS/NET ODA DISBURSEMENTS

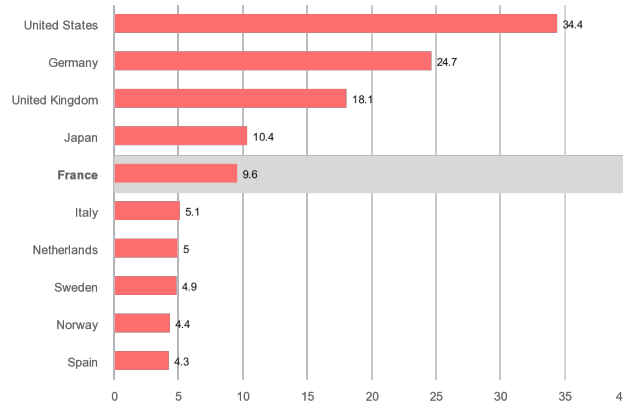
US\$ millions; in 2016 prices



OECD DAC. ODA estimates for 2017 and 2018 are based on government data.

TOP 10 DAC DONOR COUNTRIES, 2016

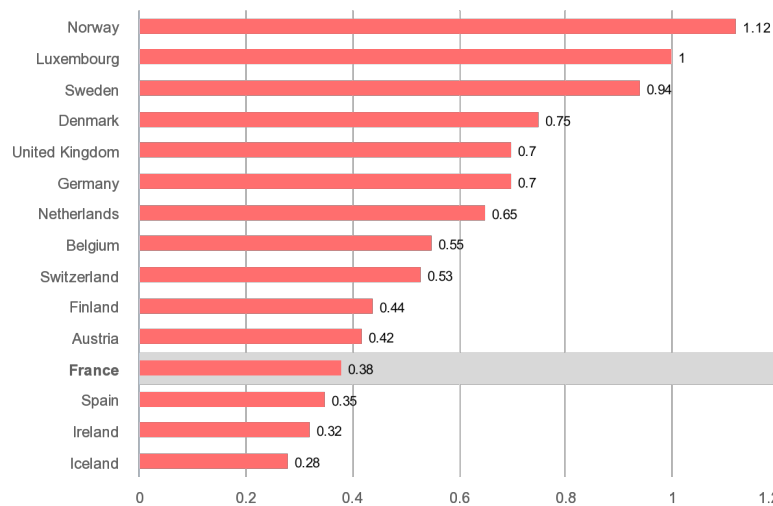
Net ODA disbursements; US\$ billions; 2016 prices



OECD DAC.

TOP 15 DAC DONOR COUNTRIES, 2016

Net ODA as % of GNI



OECD DAC.

Further information: 2016 prices

To compare ODA levels in any given year with ODA levels provided in other years, figures need to be adjusted to account for inflation and exchange rate fluctuations. The OECD provides data that accounts for these fluctuations. In this profile, and unless indicated otherwise, figures are stated using 2016 prices.