

# KEY QUESTIONS

## the big six



### How much ODA does the UK provide?

**UK is the 3rd-largest donor country; 0.7% target enshrined into law since 2015**

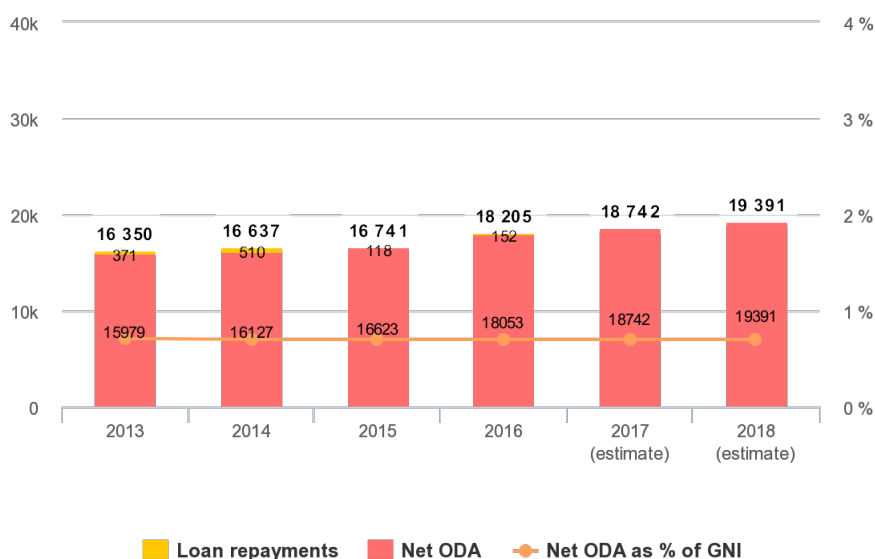
The UK is the third-largest donor country, after the United States and Germany. According to data from the Organisation for Economic Co-operation and Development (OECD), net ODA stood at US\$18.1 billion in 2016 (in 2016 prices). ODA has gradually increased since 2012 and saw a 9% increase between 2015 and 2016. In 2013, the UK became the first G7 country to achieve the UN target of spending 0.7% of its GNI on ODA, and it has maintained this level since then. In 2015, the UK Parliament passed a bill enshrining this target into law. The prime minister, Theresa May, and the Department for International Development's (DFID) Secretary of State, Penny Mordaunt,

have reaffirmed the UK's 0.7% commitment.

DFID is the main implementing agency for development assistance: According to the UK government 'Statistics on International Development', DFID managed 74% of the country's ODA in 2016. However, the government plans to allocate increased shares of ODA through other ministerial departments and through cross-government funds (for more details, see question four: 'How is the UK's ODA budget structured?'). According to the Parliament's International Development Committee, DFID's share of ODA spending is expected to further decline to about 70% by 2020.

### THE UK'S GROSS/NET ODA DISBURSEMENTS

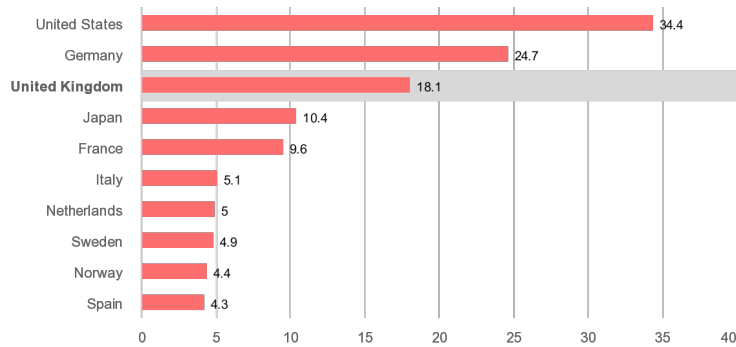
US\$ millions; in 2016 prices



OECD DAC. ODA estimates for 2017 and 2018 are based on government data.

TOP 10 DAC DONOR COUNTRIES, 2016

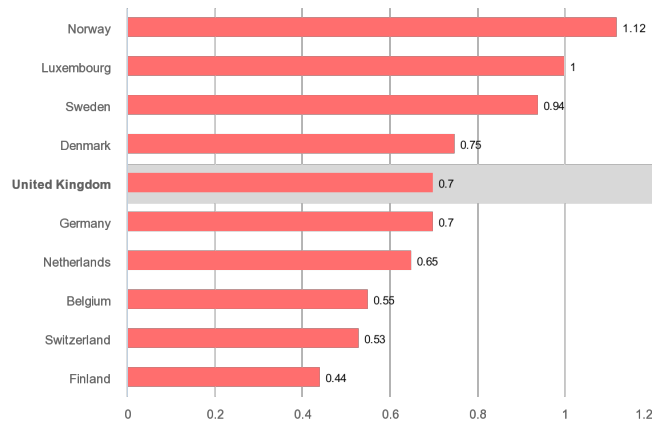
Net ODA disbursements; US\$ billions; 2016 prices



OECD DAC

TOP 10 DAC DONOR COUNTRIES, 2016

Net ODA as % of GNI



OECD DAC.

**Further information: 2016 prices**

To compare ODA levels in any given year with ODA levels provided in other years, figures need to be adjusted to account for inflation and exchange rate fluctuations. The OECD provides data that accounts for these fluctuations. In this profile, and unless indicated otherwise, figures are stated using 2016 prices.